



# NEW HOLLAND BB9000

BB9060 | BB9080



- 4 **BALING EXCELLENCE** 
- 8 **SUPERIOR CHOPPING** 
- 10 **COMFORT AND CONVENIENCE** 
- 14 **RELIABILITY AND QUALITY** 
- 16 **SPECIFICATIONS**

## PROVEN HERITAGE

### WORLD-WIDE LEADERSHIP IS NOT A COINCIDENCE

New Holland has played a dominant role in the big square bale revolution from the start. Together with industry partners New Holland was responsible for some of the major product and feature introductions. This shared expertise is the basis for the world-wide success of the uncontested leader on the big baler market. Large farmers and contractors have given their confidence to the brand and that confidence was awarded, model after model.



## THE HIGH PERFORMANCE FARMING AND CONTRACTOR BUSINESS

Two models of big balers combining bale widths of 80 or 120 cm and bale height of 90 cm, represent the largest portion of the big baler market. These different bale sections not only result in different package volumes, but also allow perfect adapting to any handling system and storage situation. The two new models described in this leaflet are a development of an extremely successful and proven range of big balers.



Bale dimension	(cm)	BB9060	BB9080
Width		80	120
Height		90	90
Length		250	250



## TAKE ALL THE CROP



Even the shortest piece of straw or the smallest dry leaf of valuable hay is taken up by the Super Sweep™ pick-up. Proven characteristics like curved tines and close tine spacing combined with an efficient wind-guard and pneumatic gauge wheels help to sweep fields clean at a high speed.



### BALES FORMED THE RIGHT WAY

The stuffer forks that lift the crop from the pre-compression chamber to the bale chamber only operate when the trip sensor fingers indicate that the required density has been reached. This assures a consistent bale density wad after wad. This quality of a big bale is highly appreciated when it is opened for bedding or feeding.



### EXCELLENT FIELD BEHAVIOUR

For a smooth field operation, the Super Sweep™ pick-up mounting includes an adjustable flotation spring. Adjusting the flotation range is quick and simple and doesn't require the use of any tools.

### CONSISTENTLY FIRM PACKAGES MAKE A PERFECT STACK

An extremely consistent density management system that is monitored by IntelliView III™ monitoring systems, constantly measures the load on the plunger sensors. Any change in that load or any change of the density requirement results in an automatic adjustment of the hydraulic pressure on the side doors and top chamber rail. Each and every bale will be exactly made the way you want it!



### SQUARE CORNERS, EQUALLY FILLED

As the stuffer fork moves the pre-compressed crop into the bale chamber, its speed is increasing. This "fine tuning" of the bale formation process, introduced on the new BB9000 models, further assures a perfect filling of the top corners of the bale, whether it be working in straw, hay or silage.



## THE RIGHT KNOT, 4 OR 6 PER BALE



Higher bale density, lower strain on the knotters and increased knotting reliability are the known result of the proven double knotter system. Two twines are fed to the knotter who makes a final knot for the bale that is complete and a starting knot for the bale that is still "in production". Four knotters on the 80 cm wide models and six knotters on the 120 cm wide models maintain the bale integrity even when producing high density bales.





#### FULLY INFORMED: BALE MOISTURE CONTENT

Accurate information about the condition of the crop being baled prevents processing a crop which is not really ready. The displayed information provided by the moisture sensing system available as a dealer installed accessory, also allows precise application of additives. Because the two star wheels are penetrating the bale, they provide an extremely accurate measurement of the moisture content.

#### RELIABLE KNOTTER EFFICIENCY

Knotter fans are fitted as standard: clean knotters add to the knotter performance. The new round shielding on the knotter compartment furthermore amplifies the air-flow for improved fan efficiency.



## IN RESPONSE TO VARYING CHOP LENGTH REQUIREMENTS

Varying crop-growing conditions, evolving crop conservation methods and specific fodder requirements call for different chop lengths. The new range of BB9000 big balers provide the flexibility that is requested by the customers.

Crop Cutter options / Knife Distance (mm)	BB9060	BB9080
6 knives (packer cutter)	114	–
11 knives (Medium cut)	78	–
17 knives (Medium cut)	–	78
23 knives (Short Cut)	39	–
33 knives (Short Cut)	–	39



### REDUCED POWER CONSUMPTION WITH THE CROPCUTTER™ SYSTEM

The proven design of the CropCutter™ system with the W-tine pattern rotor assures an even spread of the cutting force and a smooth cutting action. The ingenious design not only divides the power requirement equally over the two rotor halves – for both the 80 cm and the 120 cm bale widths – but it assures an equal distribution of the crop over the full of the pre-compression chamber and the bale chamber.





#### **EXCELLENT CHOPPING WITH THE PACKER CUTTER**

A basic cutting of the straw or silage, using three packer forks and six double tines is possible on the 80 cm wide models. This introduces an important degree of crop compaction for improved silage and a reduced number of bales to be handled, and it also eases the feeding. Engaging or disengaging the cutting function on these packer cutter models is done with ease from the comfort of the tractor seat.

#### **EASY SHARPENING DEMANDS LESS ENERGY**

The knife drawer can be slid out of the baler to expose the knives for easy sharpening. The simplicity, with which this is carried out, encourages the operator to do it when required, resulting in a smoother cutting action that demands less power. To extend the interval between sharpening a hard faced knives kit is available as a dealer installed accessory.



## MONITORING TO SUIT YOUR FLEET

BB9000 big balers are ready for operating with any ISOBUS compatible tractor. Full baler information and control are possible using the tractor's built in monitor.

In case the baler will be operated by a non ISOBUS tractor, it can be fitted with a separate monitor.

Added advantages of the new IntelliView III™ touch screen monitor are:

- Easy navigation between screens with simple finger tip operation.
- An output that can be linked to a rear view camera available as a dealer installed accessory, for improved visibility.

### HAVE A LOOK BEHIND

A quick inspection of the completed bale, a check if reversing is safe, or checking for any traffic behind while on the road.

It is made possible with the dealer installed camera which can be connected to the IntelliView III™ touch screen colour monitor.

The monitoring/camera display is easily switched from the cab, while at work.



### RELY ON THE SAFE BALE DELIVERY

Highly appreciated in any crop and working condition is the roller bale chute. It is standard equipment on all models. For even smoother ejection the last two rollers are mounted on bearings. The long bale chamber lower floor also adds to a smooth bale ejection and the design of the side supports of the bale chute assures a long service life.



#### **FULL OR PARTIAL BALE-EJECT™ SYSTEM**

For easy cleaning out of the baler after finishing a day's work, the standard Bale-Eject™ system fully clears the bale chamber of any remaining crop. Two rails in the bottom of the bale chamber, each with 4 tines, operated by hydraulics with a dedicated control lever at the rear of the baler, eject the entire bale completely from the bale chamber.

Allowing ejection of only the completed bale and leaving the start of the next bale in the chamber, is made possible with the optional dealer installed accessory partial Bale-Eject™ system which can be added to the standard full Bale-Eject™ system. Separate pushing teeth on each side of the chamber are activated by separate hydraulics. By leaving a number of wads inside the bale chamber, the start off of the next bale is much faster for increased in-field productivity.

## ALL DAY COMFORT

### AXLE CHOICE TO SUIT ANY OPERATING TERRAIN

For adapting to the area of operation and to the basic field conditions a choice can be made between a single axle and a tandem axle. The large diameter tyres mounted on single axle units reduce the risk of bulldozing whereas the tandem axle reduces soil compaction as well as vertical baler movement. It also improves the ride when working in the field or when travelling on the road at high speed.

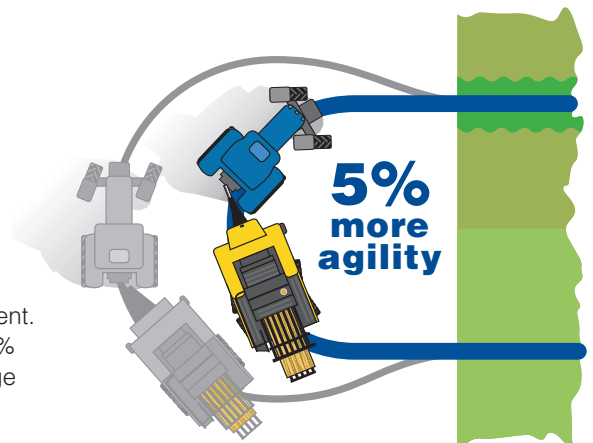


### ENHANCED MANOEUVRABILITY

To reduce ground friction the models with a rotor cutter can be fitted with an Auto-Steer™ tandem axle. The steering system allows the tyres to follow the driving direction. To reduce ground compaction and bulldozing tendency even further, a new Auto-Steer™ tandem axle with large 620/50x22.5 tyres can be specified.

### SLIM HITCH FOR TIGHT TURNS

The design of the drawbar includes a straight driveline arrangement. The overall tongue construction is kept narrow. This results in a 5% improvement on headland turns when compared to previous range and improves the overall baling capabilities. It also improves the baler's manoeuvrability when on the road or in the yard.



### TWINE FOR A LONG BALING DAY

A maximum of 30 twine balls can be stored in the dust proof twine box. This keeps you going for the longest working day in any condition.

### MONITOR CONTROLLED OILING AND GREASING GIVES PEACE OF MIND

Increased reliability and reduced maintenance requirements are achieved by the automatic oiling system. There is also an automatic centralised greasing bank which gives easy access to all greasing points and is controlled from the monitor in the cab.



### HANDY WEIGHING ON-THE-GO

A bale weighing system with an accuracy of +/- 2% that can easily handle different bale sizes in any kind of crop condition is available as a dealer installed accessory. It provides a quick and reliable recording of valuable information for the farmer as well as for the contractor.

### IDEAL BALE LENGTH CONSISTENCY


Maximum bale length accuracy eliminates frustration in the haulage and stacking process and improves crop conservation. Fitted in addition to the mechanical bale length measuring system, the dealer installed electronic system uses the "average wad" information to trip the knotting cycle. The precision of the system is guaranteed by the notched wheel that measures a precise movement of the bale in the bale case. Setting or changing the bale length is extremely simple and is controlled from the comfort of the tractor seat.

## DURABLE BY DESIGN



### A DURABLE MONOCOQUE FRAME

A vital requirement for a long baler life is a rugged overall construction. Keeping all essential components on their precise locations and maintaining the strength required for a powerful job is achieved thanks to the massively engineered one-piece frame.






### STURDY GEARBOXES KEEP YOU GOING LONGER

A high capacity baling operation that includes the processing of large amounts of crop implies the transmission of high forces. On the New Holland big balers, gearboxes are used for all main drivelines, which results in increased reliability and lower maintenance requirements.


### THE BEST IN CLASS KNOTTER WITH ABSOLUTE REFINING

An important part of the development effort with the new BB9000 range of big balers, was directed to the knotter performance. Although proven for many years all over the world, the complete system was looked at in detail, and taking into account the development of the tying requirements detailed refinements were made to further upgrade the double knotting system: larger diameter knotter brake disc, reduced twine tension, changes to the bill hook profile and other detail changes have resulted in more than 15,000 bales without a single mistie during testing.



### LOW KNOTTER STRAIN STRETCHES SERVICE INTERVALS

The renowned double knotter system on New Holland big balers allows higher bale density as there is virtually no strain on the twine and knotter components during bale formation. Two twine feed positions mean that the twines do not slide over the bale surface while crop is pushed through the bale chamber. Extended knotter life is an important advantage which adds to the reliability of the baling process.



## MODELS

## BB9060

## BB9080

Type	Standard (SY)	Packer Cutter (PY)	Rotor Cutter (RY)	Standard (SY)	Rotor Cutter (RY)
<b>Bale dimensions</b>					
Width / Maximum length (cm)	80 / 260	80 / 260	80 / 260	120 / 260	120 / 260
Height	90	90	90	90	90
<b>Tractor requirements</b>					
Minimum PTO Power (kW/hp)	75/102	80/110	95/130	90/122	110/150
<b>Main Drive</b>					
Protection	Shearbolt, overrunning clutch and slip clutch				
<b>Super Sweep™ Pick-up</b>					
Width (DIN 11220) (m)	1.98	1.98	1.98	2.25	2.4
<b>CropCutter™ system</b>					
Knife distance (mm)	–	6	11 or 23	–	17 or 33
Knife removal	–	114	78 or 39	–	78 or 39
Knife removal	–	From the front	Sliding knife drawer	–	Sliding knife drawer
<b>Feeding system</b>					
Feeder	2 packer forks	3 packer forks	Rotor	3 packer forks	Rotor
	6 single tines	6 single tines	Width 972mm "W" tine configuration	9 single tines	Width 1356mm "W" tine configuration
Feeder Protection	Slip Clutch	Slip Clutch	Cut-out clutch	Slip Clutch	Cut-out clutch
Stuffer	fork type with 4 tines	fork type with 6 tines	fork type with 4 tines	fork type with 6 tines	fork type with 6 tines
Stuffer Protection	Shearbolt	Shearbolt	Shearbolt	Shearbolt	Shearbolt
<b>Plunger</b>					
Speed (Strokes/min)	42	42	42	42	42
Length of stroke (mm)	710	710	710	710	710
<b>Tying system</b>					
Type	Double knot type	Double knot type	Double knot type	Double knot type	Double knot type
Number of twines	4	4	4	6	6
Knotter fan type	Electric	Electric	Electric	Electric	Electric
Knotter function alert	Monitor and visual	Monitor and visual	Monitor and visual	Monitor and visual	Monitor and visual
Knotter Lubrication	Grease	Grease	Grease	Grease	Grease
Twine ball capacity	30	30	30	30	30
<b>Bale density system</b>					
Proportional 3-way control	Monitor controlled	Monitor controlled	Monitor controlled	Monitor controlled	Monitor controlled
Manual override	●	●	●	●	●
<b>Electronic control system</b>					
ISO 11783 Connection Ready	●	●	●	●	●
IntelliView III™ touch screen colour monitor	●	●	●	●	●
<b>Axles Tyre size</b>					
Single axle	710/40x22.5	710/40x22.5	710/40x22.5	710/40x22.5	710/40x22.5
Large wheel tandem axle with Auto-Steer™ system	–	–	620/50R22.5	–	620/50R22.5
<b>Baler dimensions</b>					
Width (Single axle) (mm)	2580	2580	2580	2580	2580
Width (Tandem axle) (mm)	2520	2520	2520	2520	2520

Standard Equipment: Standard Bale-Eject™ system, Roller bale chute / hydraulic folding.

Optional Equipment: Automatic greasing, Partial bale-Eject™ system, Working lights, Camera monitoring system, Bale weighing system, moisture measuring system, Hard face knife kit, Electronic Bale Length system.

● Standard ○ Optional – Not Available

AT YOUR OWN DEALER



YOUR SUCCESS - OUR SPECIALTY

Visit our web site at: [www.newholland.com](http://www.newholland.com) - tel: +61 2 9673 7777  
31-53 Kurrajong Road, St Marys NSW 2760



Safety begins with a thorough understanding of the equipment. Always make sure you and your operators read the Operator's Manual before using the equipment. Pay close attention to all safety and operating decals and never operate machinery without all shields, protective devices and structures in place.

The data indicated in this folder is approximate. The models described here can be subjected to modifications without any notice by the manufacturer. The drawings and photos may refer to equipment that is either optional or intended for other countries. Please apply to our Sales Network for any further information. Published by New Holland Brand Communications. Bts Adv. - Printed in Australia - BB9000 05/09